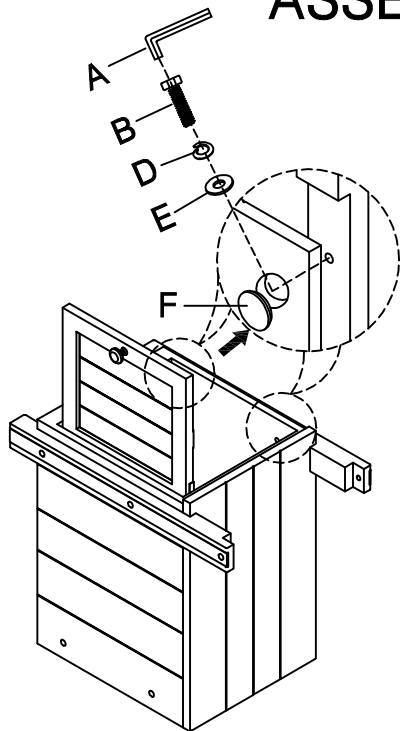




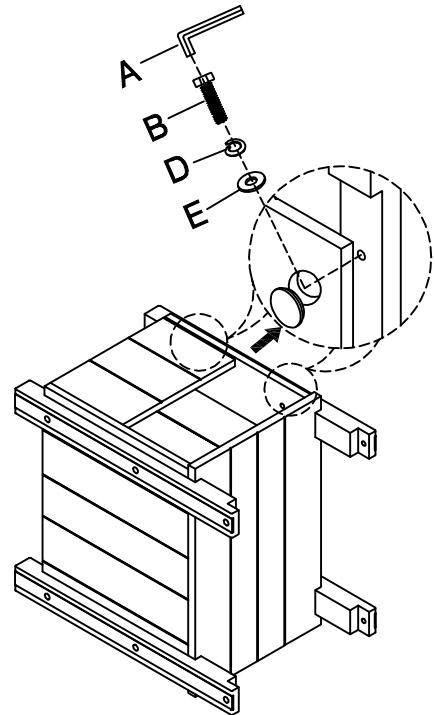
## ASSEMBLY INSTRUCTION

ITEM NO:1017-22

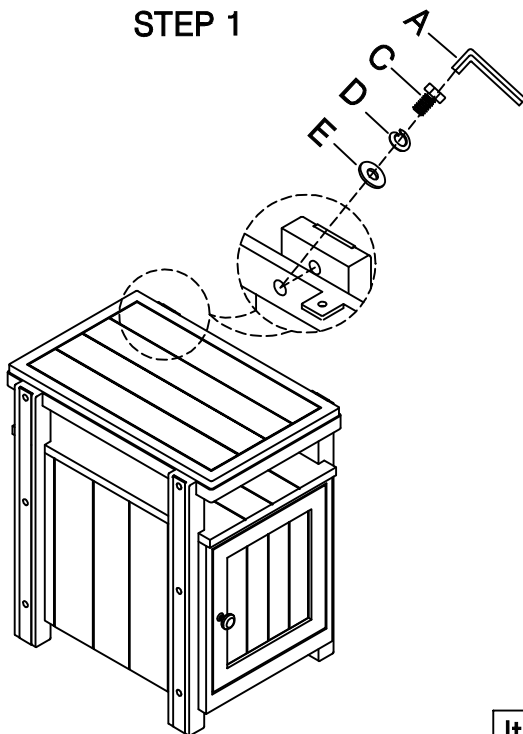
Side cabinet



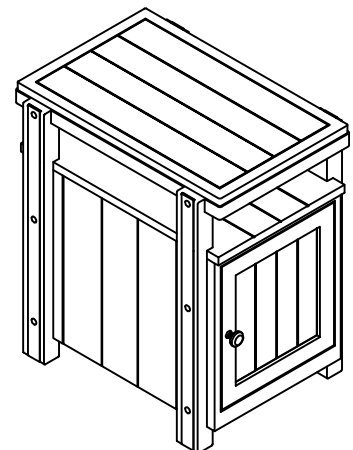
STEP 1



STEP 2



STEP 3



Item	Sketch	Description	Qty
A		Allen Wrench 1/4"	1 PC
B		Bolt 1/4"x1-1/4"	8 PCS
C		Bolt 1/4"x3/4"	4 PCS
D		Lock Washer 1/4"	12 PCS
E		Flat Washer 1/4"x16mm	12 PCS
F		Plastic Cover (3/4")	8 PCS

DO NOT TIGHTEN SCREWS  
UNTIL COMPLETELY ASSEMBLED